

# MASTER BOX LTD.



## MODEL KITS '2010



# 2010





**MB3502 Kleiner Panzerbefehlswagen KL1A**

This armoured command vehicle was based on the Panzerkampfwagen 1A. In the early stages of the Panzerwaffe, the German High Command believed that the Divisional commanders should not necessarily take part in combat. Their task lay in battlefield coordination, and therefore, early command vehicles had no armament at all. The command vehicle had a crew of three: the tank commander (who was also the Divisional commander), driver and radio operator. Later it was deemed necessary to add a 7.92 mm MG-13 in a ball mount in the hull superstructure. The klPzBefWg 1A was fitted with a FuG 6 transmitter with a range of 13-16 km, and a FuG 2 receiver.



**MB3503 Pz.1A mod. "Breda"**

On October 28, 1936, during "The Spanish Civil War", the PzKfw. 1As of the "Drohne" group of the "Condor" legion collided with Soviet T-26 tanks adopted by the Republicans. The machine guns and armor of the German machines turned out to be no match for the 45-mm gun and armor of the T-26. To increase the fire power of their vehicles, some German crews made some improvised field modifications. The turret was heightened, and an Italian made 20 mm "Breda" automatic cannon was added. The cannon was placed a little right of center for ease of use and service. Additional armour was added to give the crews better protection. Presumably, several vehicles were altered in this way, although there is only one surviving photo of the "Breda" in military literature.



**MB3504 Amunition transporter Pz.1A**

The battles on the Russian Front in 1941 revealed the complete obsolescence of light, machine gun armed tanks, against their Russian counterparts. As a commander of one of the panzer groups said, "A tank equipped with a gun less than 75 mm has no chance of survival on the Eastern Front." By 1942 the PzKfw 1A and 1B had been withdrawn from frontline service. A number of these vehicles were converted to ammunition tractors. This was accomplished by removing the turret and adding a simple metal box atop the superstructure. 12 of these vehicles are known to have seen service with the 1st SS Division, "Leibstandarte SS Adolf Hitler"



**MB3516 Munitionsschlepper & Crew**

The timely delivery of ammunition for AFVs was as important a part of logistics as troop supply. For this purpose, different specialized vehicles were used. These vehicles, like the "Munitionsschlepper" in the kit, were often modified versions of vehicles unsuitable for frontline service. In addition to the highly detailed tank model, the kit includes two molded crewmen loading ammunition and a senior officer.




**MB3528 German Motorcycle, WW II**

# MASTER BOX LTD.




## SCALE 1:35

## ARMOUR WWII



**MB3528F** German Motorcycle, WW II



**MB3537** "Farmers Cart", Europe, WWII Era

## SCALE 1:35

## ACCESSORIES



**MB3505** Separate tracks for models

The tracks designed for the PzKw 1A in 1933 were used successfully on other AFVs utilized by the Wehrmacht during the course of WWII. The tacks offered in this kit can easily be removed from the sprues, and do not require any special processing or fitting. Using these tracks, the modeler can achieve a higher degree of realism in recreating sags and slack between the return rollers. Battle damage can also be effectively simulated this way.

## SCALE 1:35

## FIGURES WWII



**MB3507** German tankmen, Kit 1

"Only by keeping our equipment in order can we trust it in battle!", is what the senior officer seems to be reminding his delinquent crew.



**MB3508** German tankmen, Kit 2

The loading of heavy rounds is a backbreaking task. The approaching officer appears to be trying to put some fight back into the battle weary crew.




### **MB3509 German tank repairmen**

The workshop is situated comfortably behind the lines, the thunder of the guns can hardly be heard, staff officers aren't looking over your shoulder and there is peace and quiet to get your work done. But the damage is excessive and it will take some time to repair. "How are things going! Will we be finished in time!" These and other questions can easily be read in the finely detailed facial expressions of the figures. This kit includes two detailed figures, table, ladder and vice.



### **MB3510 German military men (1939-1942)**

Because the Panzer Officer can be built in two different poses, this set can depict two very different scenarios. In the first, the Panzer Officer is standing on the roadside trying to pin the blame for some unknown offence on his men. The men have learned through bitter experience that there is no wrath greater than that of their Commanding Officer. In the second, The Officer, hanging out of his turret hatch, is discussing something with the infantrymen. This kit includes three figures, one of which can be built in two different poses.



### **MB3512 Caen, 1944**

After the "D-Day" landings on June 6th 1944, the bridgehead expanded only slowly westward through the Cotentin Peninsula towards the seaport of Cherbourg, and east towards the port of Caen. The piecemeal battles through the Norman hedgerows took a heavy toll on the Allied Forces. On July 19th 1944, the Second British Army occupied Caen after taking 3600 casualties and losing 469 tanks in three days of fighting. This kit includes the figures of 4 British Commandos from different branches of the armed forces. It should be noted that this kit is designed so that it can be used together with kit MB 3517 "German Captives", which allows the creation of an impressive diorama.



### **MB3513 German panzergrenadiers, 4 fig.**

Panzergrenadiers were the elite force, which were an integral part of the new German doctrine of Blitzkrieg. The Panzergrenadiers would advance with their accompanying armour, using the tanks as cover. Until 1942, Panzergrenadier units were entitled Schutzen units. This kit includes 4 Panzergrenadier figures advancing on foot. These figures can, to great effect, be placed in a diorama together with a tank.



### **MB3514 Europe (1945)**

VE-Day, May 8th 1945. The war is over, it's spring and it's time to celebrate. Together with his buddy and some very pleasant company, the glider pilot is ready to go out on the town.



### MB3515 German Tank Hunters

An infantryman had to have courage and possess nerves of steel in order to use a panzerfaust effectively. The JS 2 was a formidable foe, and the Soviets' use of "Tank Riders" with their armoured formations made things even worse. Their aim was to hunt the hunters!




### MB3517 "German Captives"

"We are alive, and the War is over for us!"  
In 1944 Germany completely lost its strategic initiative, and changed from offensive to defensive tactics. Columns of German POWs became a common scene on all fronts. This Kit includes the figures of 5 German POWs and their Russian guard. This set can be used together with kit MB 3512 "British Commandos" to make an impressive Western Front diorama.



### MB3518 German Panzergrenadiers, 7 fig.

Panzergrenadiers were motorized infantry, shock troops, often used in conjunction with armor in the spearhead of an attack. The Panzergrenadiers would advance under cover of the accompanying tanks, mopping up any enemy infantry in the vicinity of the advance. Panzergrenadiers were essential to the German doctrine of Blitzkrieg. This kit contains 7 figures depicting Panzergrenadiers advancing under fire.



### MB3519 U.S. Machine-gunners

The "Browning M1917A1" machine gun produced during WWI did not meet the requirements of modern warfare, but it was excellent in the defensive role due to its great rate of sustained fire, and its pin-point accuracy.



### MB3520 "D-Day", 6th June 1944

On the beaches of Omaha, German troops put up a concerted defense against the landing Allied forces. The attacking 29th division lost over 60% of its fighting strength, and the first wave of infantry was completely wiped out.






**MB3526 German MG 08 Crew, 1944**

In 1944 the MG 08 was decidedly outdated, but still a very powerful and dangerous weapon. Despite its age it was successfully used in military operations along with other older weapons such as the American "Browning M1917A1", The British "Vickers Mk1" and the Soviet "Maxim PM1910". This kit includes the MG 08 with a crew of two, and an infantryman pointing out a target to the gunner.




**MB3527 Checkpoint**

Success on the front line depends on order in the rear echelons. Order in the occupied areas must be strictly enforced. This kit includes three field gendarmes, three civilians, traffic control boom, sentry box and two guard dogs.



**MB3529 Russian Infantry. Korsun-Shevchenkovskiy trap, 1944**

In the course of battle, especially battles as hard as the fighting in the Korsun-Shevchenkovskiy pocket, supply officers did not always manage to deliver the required equipment and uniforms on time. For frontline soldiers on both sides, this meant scrounging necessities where they could be found. Both Russian and German soldiers wore captured clothing more often than not. Russian soldiers pointed out the excellent concealment given by the German camouflage jackets, while they rightly assumed that their cold-weather gear was better suited than the Germans' to the harshness of the Russian winter.



**MB3532 "Bail Out!" Russian Tank Crew, Kursk, July 1943**

The most famous episode in the battle for the Kursk salient was the huge tank battle near Prokhorovka. The tanks of the 5th Guards Army assaulted the II SS Panzer Corps, consisting of the LSSAH, Das Reich and Totenkopf Divisions. The Battle was often fought at such close quarters that the tanks fired point blank at one another. The crews that survived these clashes often fought their counterparts in vicious close quarter battles. This kit includes the figures of 4 Russian Tankers. These figures are designed to fit any 1/35 scale T-34 variant on the market, regardless of manufacture.



**MB3533 British Paratroopers, 1944. Kit 1**

On September 17th 1944 the Allies began Operation "Market Garden", an ambitious plan to capture and secure a corridor crossing the main rivers in German occupied Holland. The task of capturing the bridge over the Rhine fell to the British 1st Airborne Division and the Polish 1st Independent Parachute Brigade. The British drop was far from successful. Suffering from horrendous communications, they resorted to asking the locals for directions and other information.

This set includes the figures of 3 British Paratroopers with a variety of weapons, and a civilian giving directions.



### **MB3521 U.S. Infantry, July 1944**

On July 3rd 1944, the U.S. First Army initiated an attack near St. Lo. The battle was extremely difficult due to marshy ground with numerous shallow rivers and streams. The situation was complicated by the fact that the territory through which the G.I.s were advancing was crisscrossed with hedgerows. As a result, the U.S. forces suffered 40 thousand casualties in 17 exhausting days of combat. The kit includes 4 figures of U.S. soldiers hit by German troops. They are trying to pull out their wounded comrade by shooting back and using a smoke grenade as a screen.



### **MB3522 "Eastern Front" Series. Kit 1. "German Infantry"**

During the first two weeks of severe frontier fighting, the German forces sent the main Soviet force reeling. Army Groups "North", "Center" and "South" could now advance towards their strategic objectives; Leningrad, Moscow and Kiev. Although on the defensive, the Russian forces managed to stage a number of counterattacks. These battles often turned into vicious hand to hand combat, as the soldiers closed on each other. This kit includes the figures of 4 German infantrymen fighting off attacking Russian forces.



### **MB3523 "Eastern Front" Series. Kit 2. "Russian Infantry in attack"**

The Wehrmacht made great advances during the initial phase of Operation Barbarossa, occupying the territory between The Gulf of Finland and The Sea of Asov. The advances of the German army, however, was no walk on roses. Despite enormous losses in the first weeks, the Soviet forces were not completely annihilated. Moreover, the Red Army's will to win and fight back was not broken. The nature of the fighting along the Frontier in 1941 was one of fierce Russian counterattacks, which often turned into sharp and bloody hand to hand brawls. This kit includes the figures of 4 soldiers. These figures are specially designed with interchangeable limbs, and are able to be assembled in many different ways, only limited by fantasy and number of kits purchased.



### **MB3524 "Eastern Front" Series. Kit 3. "Hand to hand fight"**

When the adversaries met, face to face, they fought with anything that was at hand; stock, skewer, steel pot, bayonet, entrenching tool, or simply a fist...



### **MB3525 Skatspieler**

In the field, soldiers did not only fight, but also had some time for R&R. The soldiers of the different armies spent their free time in different ways. In the German Army, for example, the most popular card game was Skat, which required three players. This kit includes 4 figures and jerry cans, which were often used as improvised furniture by the troops. Note the puppy tucked away in the folds of one of the troopers' shirts.

Many Thanks to Thomas Hartwig from [www.panzer-modell.de](http://www.panzer-modell.de), Germany, for informational assistance in creation of this kit.



### **MB3534 British Paratroopers, 1944. Kit 2**

No airborne operation has ever been carried out without casualties during landing. Operation Market Garden was no exception. There were numerous breaks and sprains amongst the Paratroopers and gliderborne troops.

This kit contains the figures of 2 British Paratroopers aiding a wounded comrade, and, for the first time in plastic, the figure of a British glider pilot.



### **MB3535 Russian tankmen, 1943-1944**

There is not much time for rest in the army. Even after the fighting was over, there was still work to be done. Weapons needed cleaning, clothes needed repairing, and the grime of battle needed washing away.

This kit includes the figures of 4 Russian tank crewmen doing typical "after battle" chores.



### **MB3536 "Out of the Frying Pan, into the Fire", German Tank Crew, Kursk, 1943**

Like a tortoise without its shell, a tank crew on the run is vulnerable and ill equipped to face the dangers of the battlefield.

This set includes the figure of 5 German Tank Crewmen, 2 of whom are wounded.



### **MB3538 "Somewhere in Europe...", 1944**

An army marches on its stomach. This phrase is universal, and the acquisition of fresh supplies of food and water is an integral part of any military action. If transport is scarce, one must walk or try to hitch a ride where possible.

This set includes the figures of 2 German soldiers carrying a variety of provisions, 2 peasants and a farmer's cart with 2 horses.



### **MB3539 German motorcyclists, 1940-1943**

Although motorcycles were a fast and easy means of travel, some journeys could be a grueling affair. After a long hot ride, both man and machine need a rest to let off steam.

This set contains the parts to build one motorcycle with sidecar, and four figures. This set is the perfect companion to set: 3528, "German motorcycle, WWII". The sets can be combined to produce two motorcycles with 4 "Kradschuetzen"; 2 drivers taking a break, and two passengers.







**MB3540 German signals personnel, Stalingrad, Summer 1942**

Without communications, an army is immobilized. An important part of any combat situation is ensuring that the lines of communication remain open. This task was performed by soldiers who risked their lives while running cables to and from the forward command posts.

This kit includes the figures of 5 German Signals Personnel running out a landline.



**MB3541 "Casualty Evacuation", German Infantry, Stalingrad, Summer 1942**



**"Bloody Atoll series. Kit 1"  
Japanese Imperial Marines.  
Tarawa, November, 1943**



**MB3543  
"Bloody Atoll series. Kit 2"  
US Marine Corps Infantry.  
Tarawa, November, 1943**



**MB3544  
"Bloody Atoll series. Kit 3"  
Hand-to-hand combat.  
Tarawa, November, 1943**


By 1943, Japan had lost both its strategic and material advantage to USA and its Allies in the Pacific Theater. America and Great Britain's air and sea supremacy made it extremely difficult for Japan to supply its island garrisons, even with the most basic of provisions. Despite this fact, the Japanese forces fought with a tenacity and doggedness that shocked their adversaries, right up to the closing days of the war.

Any assault on a Japanese position was a costly affair. Japanese soldiers fought under a code of battle, under which they preferred death to imprisonment. Very few Japanese were taken prisoner, most of them preferring ritual suicide in hopeless situations. The Japanese island garrisons built complex fortifications and practiced sudden counterattacks, streaming forth from hidden caves and bunkers in an attempt to recapture occupied areas. These factors made the Pacific island fighting especially vicious, comparable in savageness only to the bitter struggles of the Eastern Front.




### MB3545 "Stukas im Anflug!"

Distinguishing friend from foe at an altitude of 2000 meters was a difficult job for the Stuka pilots. The frontline troops learned at an early stage to place air recognition flags or banners on the ground in order to help the pilots choose the correct targets. This set consists of 4 figures. 2 German soldiers hurrying to spread out a large air recognition flag, another is pointing skyward, while the fourth is readying a flare pistol.



### MB3546 "Watchtower"


Guard duty! Just the thought of spending another 8 hours in a tower could make a grown man shiver. At least there was a little protection from the elements, so they're a bit better off than the men on patrol. There was time to chat and smoke a cigarette, just don't let the Sergeant catch you playing cards! This set contains a Watchtower with searchlight, and the figures of 4 guards in typically bored poses.




### MB3547 "Scotland The Brave!"

Nothing can induce bravery in a man's heart like the sound of pipes on the battlefield. Even the faintest of hearts would swell at the sight of the Piper, striding across the field, oblivious to the din of battle, stirring men's hearts with the strains of "Scotland the Brave".

This set includes the figures of 3 Commonwealth infantrymen and a Piper in Kilt and Stockings.



### MB3548F "Kradschützen: German Motorcycle Troops on the Move"



### MB3549 U.S. Civil War Series: Yankee Scout and Tracker

# MASTER BOX LTD.



SCALE 1:35

FIGURES WWII



**MB3551** Maquis. French Resistance



**MB3552** "Ticket Home". German soldiers, 1941-1943



**MB3553** "Supplies, at last!". German soldiers, 1944-1945



**MB3556** "Women at War: US Navy WAVES"



**MB3557** "Women at War: Germany, Luftwaffe Helferinnen"

## FIGURES WWII

SCALE 1:35



**MB3558** "Road to the Rear"



**MB3559** AfrikaKorps: German Tankman



**MB3560** German Motorcycle Repair Crew

## IN PROGRESS

## ARMOUR WWII

SCALE 1:35

**MB3530** Kfz 1 Type 170 VK

**MB3531** Kfz 2 Type 170 VK

**MB3554** Panhard 178 AMD-35

**MB3555** Kw K38L/42 auf Pz.Spah. 204(f)

**MB3561** M1936, 76mm Dual-purpose Russian Divisional Gun F-22

**MB3562** 7.62 cm German Anti-tank Gun PaK-36(r)

# MASTER BOX LTD.



SCALE 1:35

FIGURES



**MB3550** U.S. Civil War Series: The Attack of the 8th Pennsylvania Cavalry Unit, May 1863



**MB3563** Counterattack, Soviet Infantry, Summer 1941



**MB3564** Commonwealth AFV Crew



**MB3571** Who's that ?



**MB3575** Iraq. Kit 1



FIGURES

SCALE 1:35



**MB3576** Iraq. Kit 2



**MB3577** US Artillery Crew, WWII



**MB3578** France, 1944



**MB3579** Italian Infantry, North Africa, WWII era.  
Desert Battles. Kit 1

## SCALE 1:35

## FLEET

- 3570. WWII era G-5 Soviet Motor Torpedo Boat.

This set gives the modeler the opportunity to assemble one of three variants: Motor Torpedo Boat, Mine Layer or Missile Boat. A fully detailed cockpit and a partially detailed engine room are just two of the many outstanding features. The model will be supplied with the crew figures.

- 3579. G-5 Troop Carrier Version.

## SCALE 1:700

## FLEET

Battle of Jutland series.

- 70001 Koenig
- 70002 Markgraf
- 70003 Grosse Kurfurst
- 70004 Kronprinz
- 70005 Dreadnought.

We plan to produce models of all the ships from both the English and German fleets, which took part in the Battle of Jutland.

## SCALE 1:35

## AVIATION

- 3568 Horsa MK 1 Troop-carrying glider. Model figures of British paratroopers will be supplied with this set.


- 3583 Horsa MK 1 Troop-carrying glider. This model will be supplied with the figures of American paratroopers.

- 3584 Douglas C-47 Skytrain. This model will be supplied with the figures of US flight and maintenance personnel and US paratroopers.

- 3585 Douglas C-47. In British and Commonwealth service the C47 was called the Dakota. This model will be supplied with the figures of British flight and maintenance personnel and British paratroopers.

- 3587 German military cargo plane Junkers Ju-52. Affectionately called Tante Ju by the German troops. Also included in this set will be the figures of German flight and maintenance personnel and German paratroopers.

## MODEL KITS `2010



### TH Master Box Ltd.

17, Lomanaya Str.,  
Dnepropetrovsk, Ukraine, 49000

TEL +38-056-233-7714

FAX +38-056- 233-7714

<http://www.mbltd.info>

[mb\\_ltd@ukr.net](mailto:mb_ltd@ukr.net)

